

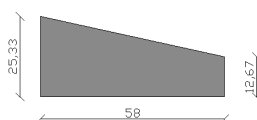
## Designação: Diagonal (Disponível em Distintos Desbastado e Estilhadus)



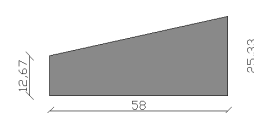
### MDJ...D1582525 Diagonal

- 58 x 25,33//12,67 x 2,5
- Arestas serradas
- 0,1102 m<sup>2</sup> / un
- Aprox. 62 kg / m<sup>2</sup>
- Aprox. 6,84 kg / un

### Peça Esquerda

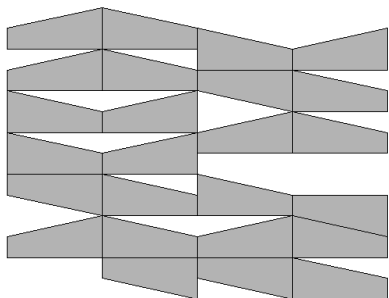


### Peça Direita

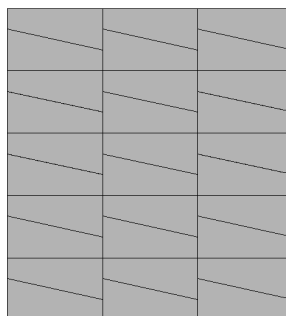


Opção	Peças em Unidades		Peças em %	
	Esquerda	Direita	Esquerda	Direita
1.	17	8	68 %	32 %
2.	30	0	100 %	0 %
3.	32	0	100 %	0 %
4.	16	16	50 %	50 %
5.	16	16	50 %	50 %


### Opção 1.



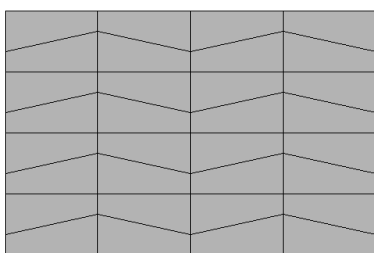
### Opção 2.



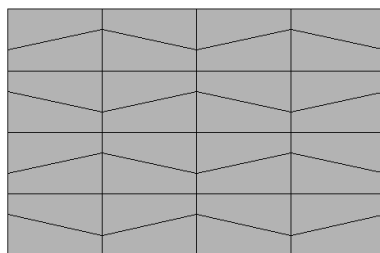
### Opção 3.



### Opção 4.



### Opção 5.



Medidas em cm

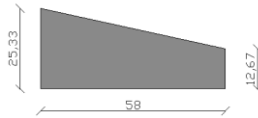
Designation: **Diagonal** (Available in models: Distintus rough and Estilhadus hammered)



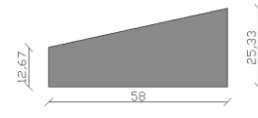
**MDJ...D1582525 Diagonal**

- 58 x 25,33//12,67 x 2,5
- Sawn Edges
- 0,1102 sq.m / unit
- Around 62 kg / square meters
- Around 6,84 kg / units

**Left Slab**

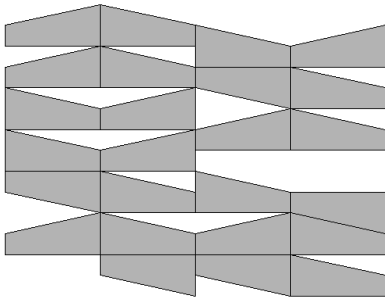


**Right Slab**

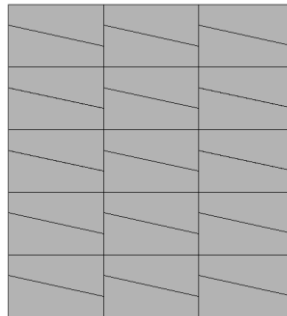


Option	Pieces in Units		Pieces in percentage %	
	Left	Right	Left	Right
1.	17	8	68 %	32 %
2.	30	0	100 %	0 %
3.	32	0	100 %	0 %
4.	16	16	50 %	50 %
5.	16	16	50 %	50 %


**Option 1.**



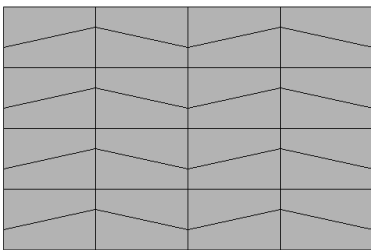
**Option 2.**



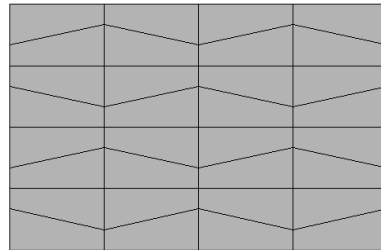
**Option 3.**



**Option 4.**



**Option 5.**



*Measures in cm*